

Signify Classified - Internal
Cooper Lighting Solutions Photometric Lab
1121 Highway 74 South
Peachtree City, GA 30269



Scaled data based on original data using
LM-79-08 Approved Method: Electrical and Photometric Measurements of Solid-
State Lighting Products

Test Report Prepared for
Cooper Lighting Solutions
(formerly Eaton)

Brand: McGRAW-EDISON

Report Number: P438962

Luminaire Tested: **IST-SA1F-830-U-SL4-HSS**

Issue Date: 12/10/2020

Test Information

Test Method: LM-79-08
Report Number: P438962
TEST IS SCALED FROM IESNA LM-79-08 TEST DATA (G3-2011-074-19)
Test Lab: INNOVATION CENTER
Issue Date: 12/10/2020
Manufacturer: COOPER LIGHTING SOLUTIONS (FORMERLY EATON)
Product Line: McGRAW-EDISON
Catalog Number: IST-SA1F-830-U-SL4-HSS
Description: IMPACT ELITE LED TRAPEZOID LUMINAIRE
(1) 80 CRI, 3000K, 1200mA LIGHTSQUARE WITH 16 LEDS AND TYPE IV SPILL
LIGHT ELIMINATOR OPTICS WITH HOUSE SIDE SHIELD
Light Source: -
Ballast/Driver: ELECTRONIC DRIVER

Summary

Lumens per Lamp: N/A
Luminaire Lumens: 5026 lumens
Efficiency: N/A
Efficacy: 76.2 lumens/watt
Luminous Opening: Rectangular (W 0.5' x L: 0.5' x H: 0')
IES Classification: Type IV - Short
BUG Rating: B1 - U0 - G2

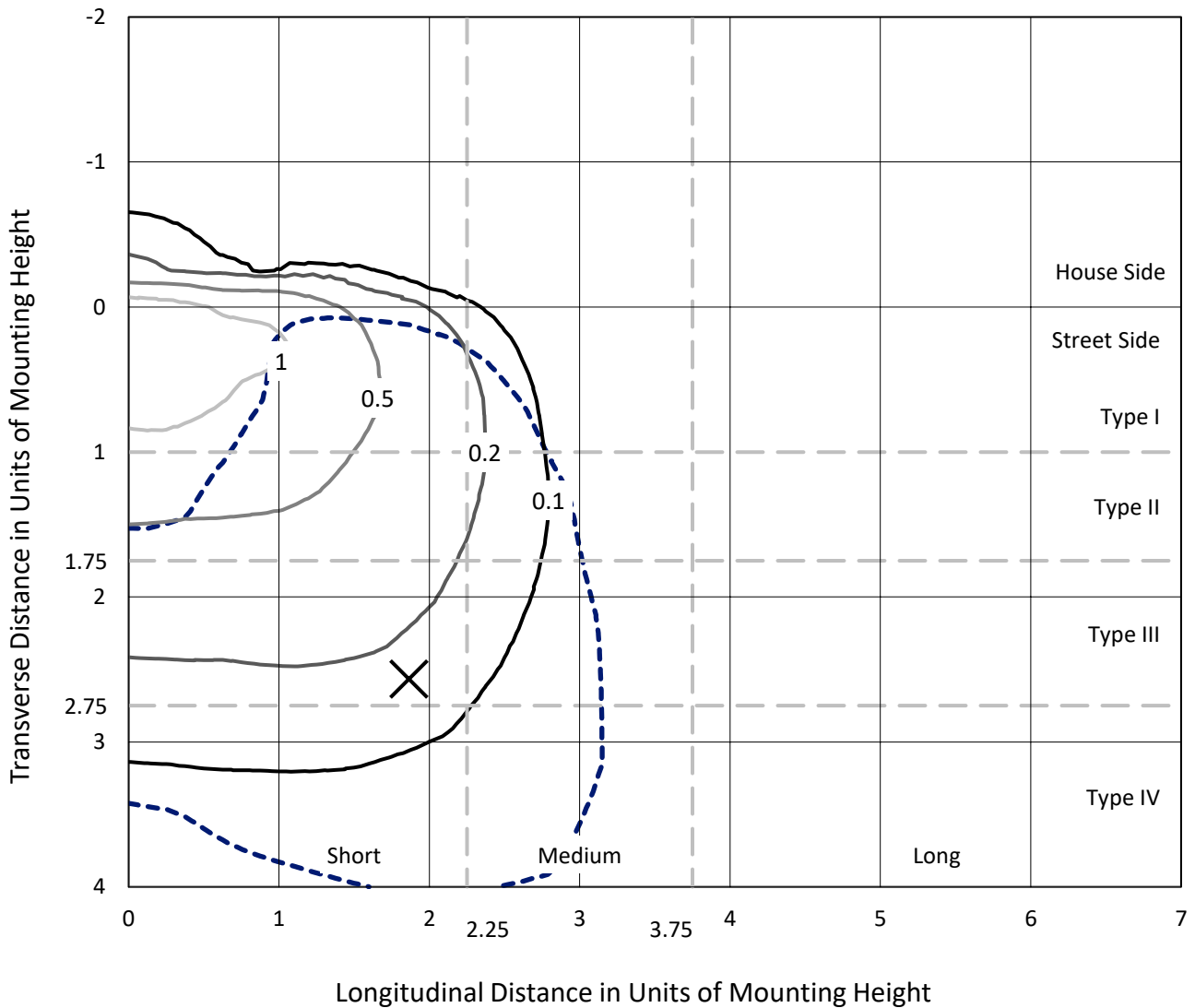
Input Watts (W): 66
Input Voltage (V): NR
Input Current (Ain): NR
Voltage Rise (V): NR
Power Factor: NR
Total Harmonic Distortion (THDi): NR
Frequency (hertz): 60
Stabilization Time: NR
Operation Time: NR
Ambient Temperature (°C): NR
Test Distance: 28.75 FT



REPORT NUMBER: P438962
 CATALOG NUMBER: IST-SA1F-830-U-SL4-HSS

Iso-Footcandle Lines of Horizontal Illumination

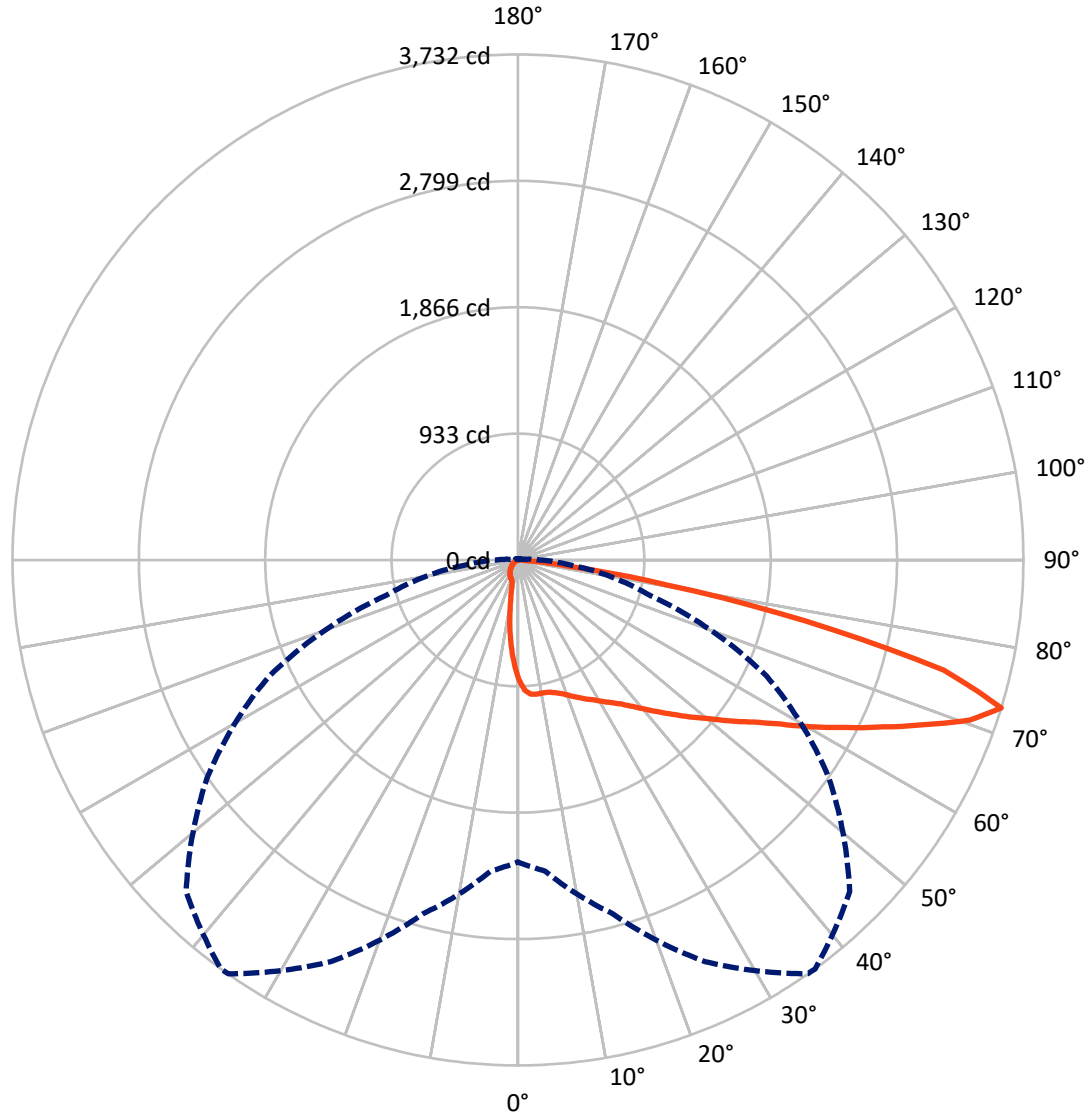
✕ Max cd
 - - - 1/2 Max cd



Based on 25 foot mounting height. Maximum calculated value = 1.6 fc
 Type IV - Short - N/A

REPORT NUMBER: P438962
CATALOG NUMBER: IST-SA1F-830-U-SL4-HSS

Luminous Intensity Polar Plot



— Vertical Plane Through 36-Deg Lateral - - - Horizontal Cone Through 72.5-Deg Vertical

REPORT NUMBER: P438962
 CATALOG NUMBER: IST-SA1F-830-U-SL4-HSS

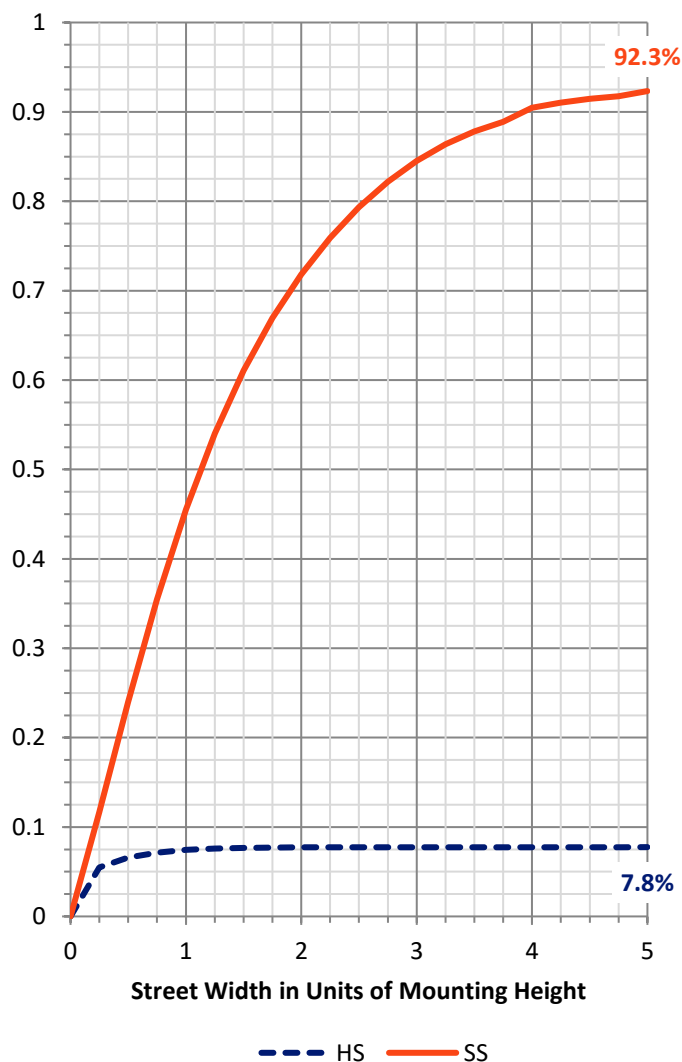
FLUX DISTRIBUTION:

		Downward	Upward	Total
House Side	Lumens	392.1	0.0	392.1
	% Fixture	7.8	0.0	7.8
Street Side	Lumens	4633.9	0.0	4633.9
	% Fixture	92.2	0.0	92.2
Total	Lumens	5026.0	0.0	5026.0
	% Fixture	100.0	0.0	100.0

ZONAL LUMENS:

Zone	Lumens	% Fixture
0°-10°	75.4	1.5
10°-20°	189.2	3.8
20°-30°	309.1	6.1
30°-40°	469.9	9.3
40°-50°	718.5	14.3
50°-60°	1021.7	20.3
60°-70°	1295.6	25.8
70°-80°	887.1	17.7
80°-90°	59.4	1.2
90°-100°	0.0	0.0
100°-110°	0.0	0.0
110°-120°	0.0	0.0
120°-130°	0.0	0.0
130°-140°	0.0	0.0
140°-150°	0.0	0.0
150°-160°	0.0	0.0
160°-170°	0.0	0.0
170°-180°	0.0	0.0
0°-90°	5026.0	100.0
0°-180°	5026.0	100.0

Coefficient of Utilization



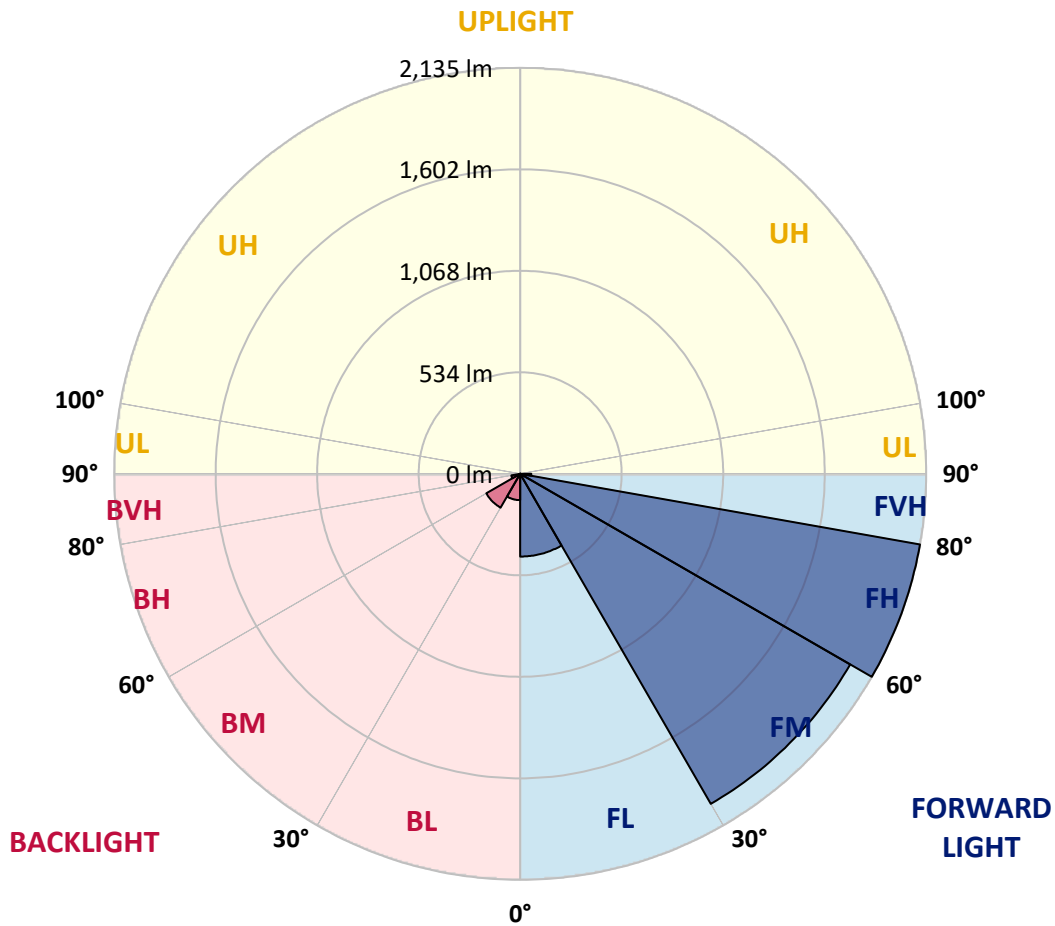
REPORT NUMBER: P438962
 CATALOG NUMBER: IST-SA1F-830-U-SL4-HSS

LUMINAIRE CLASSIFICATION SYSTEM LUMEN TABLE AND BUG RATING:

Zone	Lumens	% Fixture	Zone Rating/Lumen Limit		
			B	U	G
FL (0°-30°)	435.3	8.7			
FM (30°-60°)	2004.5	39.9			
FH (60°-80°)	2135.5	42.5			G2/5000
FVH (80°-90°)	58.6	1.2			G1/100
BL (0°-30°)	138.4	2.8	B1/500		
BM (30°-60°)	205.6	4.1	B0/220		
BH (60°-80°)	47.3	0.9	B0/110		G0/110
BVH (80°-90°)	0.9	0.0			G0/10
UL (90°-100°)	0.0	0.0		U0/0	
UH (100°-180°)	0.0	0.0		U0/0	

BUG Rating: B1-U0-G2

Type IV Short





REPORT NUMBER: P438962

CATALOG NUMBER: IST-SA1F-830-U-SL4-HSS

CANDELA DISTRIBUTION (FULL):

	0°	5°	15°	25°	35°	36°	45°	55°	65°	75°	85°
0°	882.6	882.6	882.6	882.6	882.6	882.6	882.6	882.6	882.6	882.6	882.6
2.5°	988.8	982.2	977.8	973.3	960.1	962.3	949.0	935.7	915.8	907.0	893.7
5°	1013.2	1010.9	1008.7	1002.1	991.0	995.5	982.2	968.9	940.2	913.6	884.9
7.5°	1008.7	1013.2	1010.9	1006.5	997.7	999.9	988.8	975.6	951.2	915.8	876.0
10°	999.9	1002.1	1002.1	999.9	997.7	997.7	988.8	977.8	955.6	924.7	873.8
12.5°	982.2	986.6	993.2	997.7	999.9	1002.1	995.5	986.6	966.7	933.5	880.4
15°	975.6	980.0	993.2	1006.5	1013.2	1015.4	1008.7	997.7	980.0	951.2	891.5
17.5°	975.6	980.0	1002.1	1022.0	1035.3	1037.5	1028.6	1017.6	995.5	966.7	904.8
20°	988.8	993.2	1019.8	1055.2	1061.8	1066.2	1053.0	1037.5	1013.2	984.4	920.2
22.5°	1010.9	1017.6	1050.8	1083.9	1097.2	1099.4	1083.9	1055.2	1033.1	1004.3	933.5
25°	1048.6	1064.0	1095.0	1130.4	1132.6	1134.8	1110.5	1081.7	1055.2	1026.4	949.0
27.5°	1101.6	1114.9	1141.5	1181.3	1168.0	1168.0	1148.1	1110.5	1083.9	1057.4	975.6
30°	1170.2	1179.1	1210.0	1225.5	1207.8	1210.0	1185.7	1150.3	1128.2	1101.6	1015.4
32.5°	1234.4	1241.0	1274.2	1276.4	1256.5	1254.3	1236.6	1194.6	1176.9	1168.0	1070.7
35°	1294.1	1302.9	1329.5	1327.3	1307.4	1305.2	1296.3	1258.7	1258.7	1267.6	1152.5
37.5°	1338.3	1360.5	1393.6	1384.8	1371.5	1371.5	1364.9	1336.1	1358.2	1391.4	1260.9
40°	1395.9	1409.1	1453.4	1446.7	1448.9	1448.9	1451.2	1433.5	1473.3	1528.6	1387.0
42.5°	1426.8	1453.4	1506.5	1515.3	1535.2	1535.2	1552.9	1548.5	1623.7	1694.5	1533.0
45°	1475.5	1504.2	1561.8	1594.9	1619.3	1630.3	1661.3	1685.6	1791.8	1880.3	1687.9
47.5°	1537.4	1561.8	1610.4	1672.4	1716.6	1734.3	1796.3	1836.1	1977.6	2068.3	1833.9
50°	1621.5	1625.9	1661.3	1754.2	1831.6	1842.7	1940.0	2006.4	2165.7	2249.7	1937.8
52.5°	1712.2	1703.3	1723.3	1849.3	1957.7	1977.6	2088.3	2190.0	2349.3	2367.0	1979.9
55°	1783.0	1783.0	1798.5	1953.3	2099.3	2110.4	2265.2	2373.6	2517.4	2435.6	2006.4
57.5°	1873.7	1864.8	1889.2	2059.5	2276.3	2285.1	2464.3	2548.4	2610.3	2479.8	2002.0
60°	1940.0	1951.1	1988.7	2196.6	2459.9	2499.7	2650.1	2676.7	2707.6	2495.3	1988.7
62.5°	2032.9	2030.7	2103.7	2349.3	2698.8	2725.3	2829.3	2785.1	2782.9	2521.8	1971.0
65°	2110.4	2128.1	2238.7	2532.9	2953.2	2970.9	3006.3	2948.8	2886.8	2550.6	1816.2
67.5°	2229.8	2265.2	2404.6	2774.0	3225.3	3245.2	3276.2	3150.1	2915.6	2347.1	1513.1
70°	2364.8	2411.2	2636.9	3094.8	3517.3	3539.4	3546.0	3170.0	2641.3	1842.7	1026.4
72.5°	2229.8	2305.0	2703.2	3271.7	3729.7	3731.9	3464.2	2800.6	2024.1	1006.5	362.8
75°	1435.7	1530.8	2238.7	2902.3	3212.0	3247.4	2716.5	1957.7	944.6	225.6	101.8
77.5°	486.7	519.9	1099.4	1831.6	2154.6	2167.9	1787.4	991.0	298.6	90.7	55.3
80°	280.9	278.7	384.9	800.8	1075.1	1117.1	900.3	396.0	139.4	46.5	37.6
82.5°	66.4	68.6	201.3	292.0	426.9	384.9	190.2	238.9	64.2	26.5	33.2
85°	0.0	0.0	33.2	70.8	50.9	59.7	17.7	73.0	11.1	11.1	22.1
87.5°	0.0	0.0	0.0	0.0	2.2	2.2	2.2	2.2	2.2	2.2	2.2
90°	0.0	0.0	0.0	0.0	0.0	0.0	0.0	0.0	0.0	0.0	0.0



REPORT NUMBER: P438962
 CATALOG NUMBER: IST-SA1F-830-U-SL4-HSS

CANDELA DISTRIBUTION (continued):

	90°	95°	105°	115°	125°	135°	145°	155°	165°	175°	180°
0°	882.6	882.6	882.6	882.6	882.6	882.6	882.6	882.6	882.6	882.6	882.6
2.5°	880.4	869.4	847.2	829.5	805.2	785.3	765.4	756.5	741.1	736.6	738.9
5°	867.2	849.5	807.4	765.4	718.9	674.7	628.2	601.7	590.6	570.7	566.3
7.5°	851.7	825.1	765.4	696.8	617.2	553.0	488.9	444.6	404.8	389.3	382.7
10°	845.0	811.9	727.8	623.8	515.4	411.5	331.8	274.3	238.9	225.6	221.2
12.5°	845.0	805.2	692.4	553.0	409.2	289.8	216.8	183.6	172.5	170.3	168.1
15°	853.9	803.0	659.2	477.8	309.7	201.3	165.9	161.5	159.3	159.3	161.5
17.5°	858.3	798.6	623.8	404.8	227.8	161.5	154.8	154.8	154.8	154.8	154.8
20°	869.4	796.4	584.0	327.4	172.5	150.4	148.2	148.2	148.2	148.2	150.4
22.5°	871.6	796.4	535.3	252.2	152.6	143.8	141.6	141.6	141.6	143.8	143.8
25°	884.9	791.9	488.9	192.5	143.8	134.9	134.9	132.7	134.9	134.9	134.9
27.5°	902.5	794.2	431.4	159.3	134.9	128.3	126.1	126.1	126.1	126.1	126.1
30°	922.5	798.6	371.6	141.6	126.1	121.7	119.5	117.2	117.2	117.2	117.2
32.5°	960.1	803.0	307.5	128.3	117.2	112.8	110.6	108.4	108.4	108.4	108.4
35°	1017.6	827.3	252.2	119.5	108.4	104.0	101.8	99.5	99.5	99.5	97.3
37.5°	1095.0	864.9	199.1	110.6	99.5	95.1	92.9	90.7	88.5	88.5	88.5
40°	1187.9	904.8	165.9	99.5	90.7	86.3	84.1	81.8	79.6	77.4	77.4
42.5°	1298.5	953.4	132.7	90.7	81.8	77.4	75.2	73.0	68.6	66.4	68.6
45°	1422.4	999.9	112.8	84.1	75.2	70.8	68.6	64.2	59.7	57.5	57.5
47.5°	1530.8	1010.9	99.5	75.2	68.6	64.2	61.9	55.3	50.9	46.5	46.5
50°	1603.8	991.0	88.5	68.6	61.9	59.7	55.3	46.5	39.8	37.6	35.4
52.5°	1612.6	937.9	77.4	61.9	57.5	53.1	46.5	39.8	33.2	28.8	28.8
55°	1603.8	849.5	68.6	57.5	50.9	46.5	39.8	31.0	24.3	22.1	19.9
57.5°	1575.0	756.5	61.9	50.9	46.5	39.8	31.0	24.3	17.7	15.5	13.3
60°	1521.9	643.7	55.3	46.5	39.8	33.2	24.3	17.7	11.1	8.8	8.8
62.5°	1422.4	519.9	48.7	39.8	33.2	26.5	19.9	11.1	6.6	4.4	4.4
65°	1225.5	389.3	42.0	33.2	26.5	22.1	13.3	6.6	2.2	0.0	0.0
67.5°	953.4	263.2	33.2	26.5	22.1	17.7	11.1	2.2	0.0	0.0	0.0
70°	561.9	139.4	26.5	19.9	17.7	13.3	6.6	2.2	0.0	0.0	0.0
72.5°	161.5	55.3	19.9	15.5	13.3	8.8	4.4	2.2	0.0	0.0	0.0
75°	66.4	33.2	13.3	11.1	11.1	6.6	2.2	2.2	0.0	0.0	0.0
77.5°	44.2	24.3	8.8	6.6	6.6	4.4	2.2	0.0	0.0	0.0	0.0
80°	35.4	13.3	4.4	4.4	4.4	2.2	2.2	0.0	0.0	0.0	0.0
82.5°	31.0	8.8	2.2	2.2	2.2	2.2	0.0	0.0	0.0	0.0	0.0
85°	15.5	4.4	2.2	2.2	0.0	0.0	0.0	0.0	0.0	0.0	0.0
87.5°	2.2	2.2	2.2	0.0	0.0	0.0	0.0	0.0	0.0	0.0	0.0
90°	0.0	0.0	0.0	0.0	0.0	0.0	0.0	0.0	0.0	0.0	0.0

Cooper Lighting Solutions Photometric Lab
1121 Highway 74 South
Peachtree City, GA 30269



LM-79-2019: Approved Method: Electrical and Photometric Measurements of Solid-State Lighting Products

Report Prepared for

Cooper Lighting Solutions

MCGRAW EDISON

Report Number: SP1-2408-195-9

Test Date: 08/07/2024

Luminaire Tested: GALN-SB1A-830-U-5WQ

Data in this report applies to families of products including GALN-SB1A-830-U-5WQ.

Test Information

Test Method: LM-79-2019
 Report Number: SP1-2408-195-9
 Test Lab: COOPER LIGHTING SOLUTIONS
 Photometer: SP1 - 76IN SPHERE
 Measurement Geometry: 4π
 Issue Date: 08/07/2024
 Manufacturer: COOPER LIGHTING SOLUTIONS
 Product Line: MCGRAW EDISON
 Catalog Number: **GALN-SB1A-830-U-5WQ**
 Description: GALLEON AREA AND ROADWAY LUMINAIRE. (1) 80 CRI, 3000K, 350MA HIGH DENSITY LIGHTSQUARE WITH 26 LEDS AND TYPE V WIDE OPTICS

Spectral Parameters

CCT (K): 3050
 CIE u': 0.2476
 CIE v': 0.5251
 Duv: 0.0034
 CIE x: 0.4383
 CIE y: 0.4131
 CIE z: 0.1487
 Peak Wavelength (nm): 603
 Dominant Wavelength (nm): 581
 Purity: 55.55201
 Rf: 81.5
 Rg: 99.2

CRI (Ra):	81.0		
R1:	79.6	R9:	7.1
R2:	85.6	R10:	67.0
R3:	92.0	R11:	82.7
R4:	82.6	R12:	63.2
R5:	78.9	R13:	80.3
R6:	81.7	R14:	95.0
R7:	85.2	R15:	71.7
R8:	62.0		



Test Conditions

Stabilization Time: 20M
 Operation Time: 1H 20M
 Sphere Temperature (°C): 24.2

REPORT NUMBER: SP1-2408-195-9

Measurement and Test Equipment			
Instrument	Identification Number	Calibration Date	Calibration Due Date
Photometer	IN0058	6/18/2024	12/18/2024
Power Meter	INXT2011004	2/8/2024	2/8/2025
AC Power Source	IN0063	10/24/2023	10/24/2024
DC Power Source	IN0208	10/24/2023	10/24/2024
Sphere Thermometer	IN0085	10/24/2023	10/24/2024
Room Thermometer	IN0046	10/24/2023	10/24/2024

REPORT NUMBER: SP1-2408-195-9

CIE 1931 Chromaticity Diagram



CIE 1931 Chromaticity Diagram with 2017 ANSI 7-Step and 4-Step Quadrangles



Point lies inside the ANSI 3000K 4-step quadrangle

REPORT NUMBER: SP1-2408-195-9

Photopic Flux vs. Wavelength



Photopic Lumens: NR

λ (nm)	Power W [^] /nm	Lumens (ϕ /nm)	λ (nm)	Power W [^] /nm	Lumens (ϕ /nm)	λ (nm)	Power W [^] /nm	Lumens (ϕ /nm)	λ (nm)	Power W [^] /nm	Lumens (ϕ /nm)	λ (nm)	Power W [^] /nm	Lumens (ϕ /nm)
360	0	NR	490	168	NR	620	940	NR	750	35	NR	880	1	NR
365	0	NR	495	233	NR	625	897	NR	755	30	NR	885	1	NR
370	0	NR	500	300	NR	630	847	NR	760	26	NR	890	1	NR
375	0	NR	505	372	NR	635	790	NR	765	22	NR	895	1	NR
380	0	NR	510	430	NR	640	730	NR	770	19	NR	900	1	NR
385	0	NR	515	483	NR	645	668	NR	775	16	NR	905	1	NR
390	0	NR	520	524	NR	650	605	NR	780	14	NR	910	0	NR
395	2	NR	525	555	NR	655	545	NR	785	12	NR	915	0	NR
400	4	NR	530	581	NR	660	485	NR	790	10	NR	920	0	NR
405	7	NR	535	604	NR	665	430	NR	795	9	NR	925	0	NR
410	17	NR	540	623	NR	670	378	NR	800	8	NR	930	0	NR
415	34	NR	545	645	NR	675	331	NR	805	7	NR	935	0	NR
420	68	NR	550	667	NR	680	290	NR	810	6	NR	940	0	NR
425	128	NR	555	693	NR	685	251	NR	815	5	NR	945	0	NR
430	214	NR	560	719	NR	690	218	NR	820	4	NR	950	0	NR
435	339	NR	565	754	NR	695	188	NR	825	4	NR	955	0	NR
440	507	NR	570	791	NR	700	162	NR	830	3	NR	960	0	NR
445	573	NR	575	830	NR	705	139	NR	835	3	NR	965	0	NR
450	356	NR	580	873	NR	710	119	NR	840	3	NR	970	0	NR
455	217	NR	585	913	NR	715	102	NR	845	2	NR	975	0	NR
460	168	NR	590	948	NR	720	88	NR	850	2	NR	980	0	NR
465	113	NR	595	974	NR	725	76	NR	855	2	NR	985	0	NR
470	85	NR	600	994	NR	730	65	NR	860	1	NR	990	0	NR
475	85	NR	605	998	NR	735	55	NR	865	1	NR	995	0	NR
480	94	NR	610	994	NR	740	47	NR	870	1	NR	1000	0	NR
485	120	NR	615	973	NR	745	41	NR	875	1	NR			

REPORT NUMBER: SP1-2408-195-9

Scotopic Flux vs. Wavelength



Scotopic Lumens: NR

S/P: 1.27

λ (nm)	Power W [^] /nm	Lumens (ϕ /nm)	λ (nm)	Power W [^] /nm	Lumens (ϕ /nm)	λ (nm)	Power W [^] /nm	Lumens (ϕ /nm)	λ (nm)	Power W [^] /nm	Lumens (ϕ /nm)	λ (nm)	Power W [^] /nm	Lumens (ϕ /nm)
360	0	NR	490	168	NR	620	940	NR	750	35	NR	880	1	NR
365	0	NR	495	233	NR	625	897	NR	755	30	NR	885	1	NR
370	0	NR	500	300	NR	630	847	NR	760	26	NR	890	1	NR
375	0	NR	505	372	NR	635	790	NR	765	22	NR	895	1	NR
380	0	NR	510	430	NR	640	730	NR	770	19	NR	900	1	NR
385	0	NR	515	483	NR	645	668	NR	775	16	NR	905	1	NR
390	0	NR	520	524	NR	650	605	NR	780	14	NR	910	0	NR
395	2	NR	525	555	NR	655	545	NR	785	12	NR	915	0	NR
400	4	NR	530	581	NR	660	485	NR	790	10	NR	920	0	NR
405	7	NR	535	604	NR	665	430	NR	795	9	NR	925	0	NR
410	17	NR	540	623	NR	670	378	NR	800	8	NR	930	0	NR
415	34	NR	545	645	NR	675	331	NR	805	7	NR	935	0	NR
420	68	NR	550	667	NR	680	290	NR	810	6	NR	940	0	NR
425	128	NR	555	693	NR	685	251	NR	815	5	NR	945	0	NR
430	214	NR	560	719	NR	690	218	NR	820	4	NR	950	0	NR
435	339	NR	565	754	NR	695	188	NR	825	4	NR	955	0	NR
440	507	NR	570	791	NR	700	162	NR	830	3	NR	960	0	NR
445	573	NR	575	830	NR	705	139	NR	835	3	NR	965	0	NR
450	356	NR	580	873	NR	710	119	NR	840	3	NR	970	0	NR
455	217	NR	585	913	NR	715	102	NR	845	2	NR	975	0	NR
460	168	NR	590	948	NR	720	88	NR	850	2	NR	980	0	NR
465	113	NR	595	974	NR	725	76	NR	855	2	NR	985	0	NR
470	85	NR	600	994	NR	730	65	NR	860	1	NR	990	0	NR
475	85	NR	605	998	NR	735	55	NR	865	1	NR	995	0	NR
480	94	NR	610	994	NR	740	47	NR	870	1	NR	1000	0	NR
485	120	NR	615	973	NR	745	41	NR	875	1	NR			

REPORT NUMBER: SP1-2408-195-9

Melanopic Flux vs. Wavelength



Melanopic Lumens: NR

M/P: 2.32

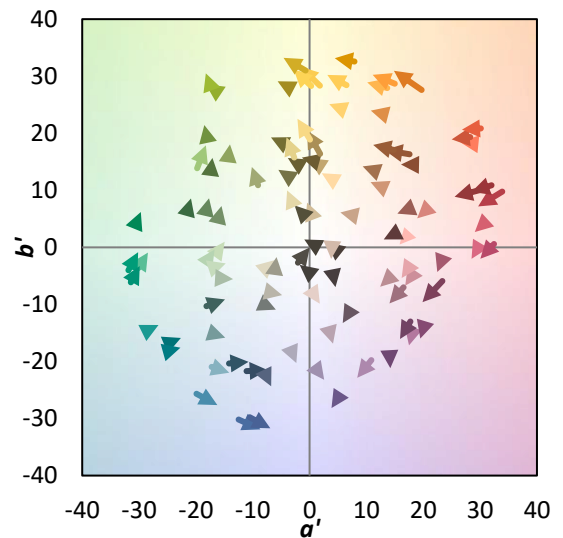
λ (nm)	Power W [^] /nm	Lumens (φ/nm)	λ (nm)	Power W [^] /nm	Lumens (φ/nm)	λ (nm)	Power W [^] /nm	Lumens (φ/nm)	λ (nm)	Power W [^] /nm	Lumens (φ/nm)	λ (nm)	Power W [^] /nm	Lumens (φ/nm)
360	0	NR	490	168	NR	620	940	NR	750	35	NR	880	1	NR
365	0	NR	495	233	NR	625	897	NR	755	30	NR	885	1	NR
370	0	NR	500	300	NR	630	847	NR	760	26	NR	890	1	NR
375	0	NR	505	372	NR	635	790	NR	765	22	NR	895	1	NR
380	0	NR	510	430	NR	640	730	NR	770	19	NR	900	1	NR
385	0	NR	515	483	NR	645	668	NR	775	16	NR	905	1	NR
390	0	NR	520	524	NR	650	605	NR	780	14	NR	910	0	NR
395	2	NR	525	555	NR	655	545	NR	785	12	NR	915	0	NR
400	4	NR	530	581	NR	660	485	NR	790	10	NR	920	0	NR
405	7	NR	535	604	NR	665	430	NR	795	9	NR	925	0	NR
410	17	NR	540	623	NR	670	378	NR	800	8	NR	930	0	NR
415	34	NR	545	645	NR	675	331	NR	805	7	NR	935	0	NR
420	68	NR	550	667	NR	680	290	NR	810	6	NR	940	0	NR
425	128	NR	555	693	NR	685	251	NR	815	5	NR	945	0	NR
430	214	NR	560	719	NR	690	218	NR	820	4	NR	950	0	NR
435	339	NR	565	754	NR	695	188	NR	825	4	NR	955	0	NR
440	507	NR	570	791	NR	700	162	NR	830	3	NR	960	0	NR
445	573	NR	575	830	NR	705	139	NR	835	3	NR	965	0	NR
450	356	NR	580	873	NR	710	119	NR	840	3	NR	970	0	NR
455	217	NR	585	913	NR	715	102	NR	845	2	NR	975	0	NR
460	168	NR	590	948	NR	720	88	NR	850	2	NR	980	0	NR
465	113	NR	595	974	NR	725	76	NR	855	2	NR	985	0	NR
470	85	NR	600	994	NR	730	65	NR	860	1	NR	990	0	NR
475	85	NR	605	998	NR	735	55	NR	865	1	NR	995	0	NR
480	94	NR	610	994	NR	740	47	NR	870	1	NR	1000	0	NR
485	120	NR	615	973	NR	745	41	NR	875	1	NR			

Summary

$R_f = 81.5$
 $R_g = 99.2$
 $CIE R_a = 81.0$
 $R_9 = 7.1$



Color Vector Graphics



Individual Sample Fidelity Index ($R_{f,i}$)

CES01 = 86	CES26 = 74	CES51 = 89	CES76 = 70
CES02 = 63	CES27 = 88	CES52 = 92	CES77 = 86
CES03 = 31	CES28 = 89	CES53 = 81	CES78 = 72
CES04 = 70	CES29 = 67	CES54 = 87	CES79 = 90
CES05 = 50	CES30 = 68	CES55 = 85	CES80 = 88
CES06 = 51	CES31 = 71	CES56 = 78	CES81 = 78
CES07 = 42	CES32 = 70	CES57 = 76	CES82 = 95
CES08 = 41	CES33 = 71	CES58 = 78	CES83 = 90
CES09 = 29	CES34 = 82	CES59 = 92	CES84 = 94
CES10 = 76	CES35 = 90	CES60 = 95	CES85 = 86
CES11 = 59	CES36 = 93	CES61 = 93	CES86 = 72
CES12 = 65	CES37 = 87	CES62 = 83	CES87 = 85
CES13 = 43	CES38 = 75	CES63 = 77	CES88 = 83
CES14 = 74	CES39 = 94	CES64 = 83	CES89 = 75
CES15 = 71	CES40 = 89	CES65 = 77	CES90 = 81
CES16 = 47	CES41 = 85	CES66 = 80	CES91 = 96
CES17 = 50	CES42 = 86	CES67 = 79	CES92 = 73
CES18 = 56	CES43 = 81	CES68 = 84	CES93 = 84
CES19 = 72	CES44 = 99	CES69 = 91	CES94 = 64
CES20 = 66	CES45 = 87	CES70 = 78	CES95 = 80
CES21 = 87	CES46 = 82	CES71 = 76	CES96 = 84
CES22 = 79	CES47 = 77	CES72 = 92	CES97 = 87
CES23 = 92	CES48 = 71	CES73 = 71	CES98 = 81
CES24 = 91	CES49 = 81	CES74 = 93	CES99 = 74
CES25 = 72	CES50 = 89	CES75 = 74	



Color Rendition by Hue-Angle Bin



Measure Comparisons



(END OF REPORT)